



長興材料

ETERNAL MATERIALS

Elements of Infinite Possibilities



2025 Third Quarter Earnings Conference

Speaker : B.C. Liu, Spokesman / CFO

Date : 2025/11/20

Agenda



1. Profile
2. 3Q25 Financial results
3. Key messages
4. Q&A





Profile



Profile



Chairman — Allen K. L. Kao

Core Business — Manufacturing, processing and sales

Founding

1964

Employees

4,917

Overall Sales Revenue

USD\$ 1,376 million

Production Sites

26

Taiwan 5

China 15

USA 1

Thailand 1

Japan 2

Malaysia 1

Italy 1

Notes 1 :

Number of Employees on Sep 30, 2025

Notes 2:

refer to year 2024
Consolidated statement

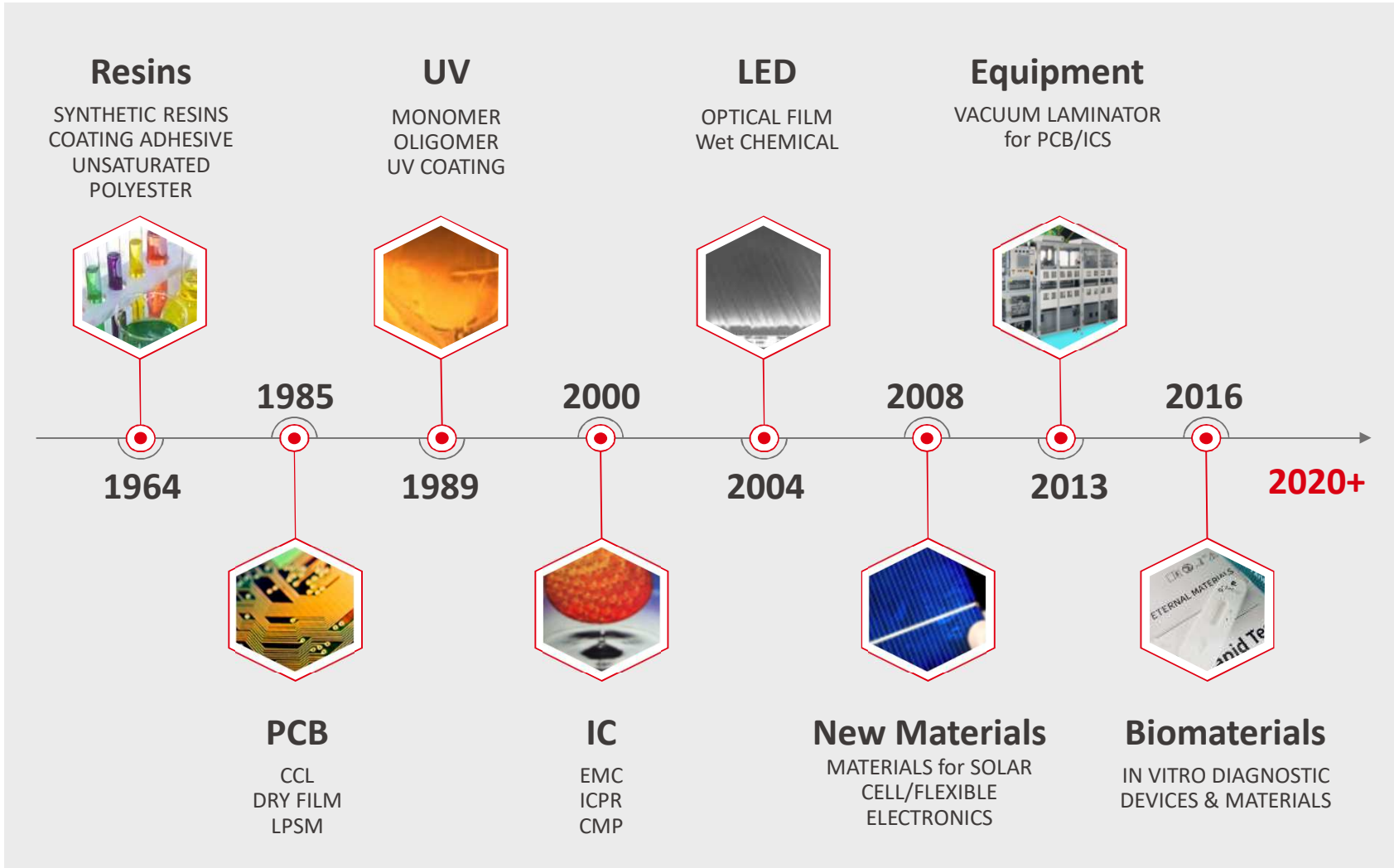
Headcounts of Researcher

619

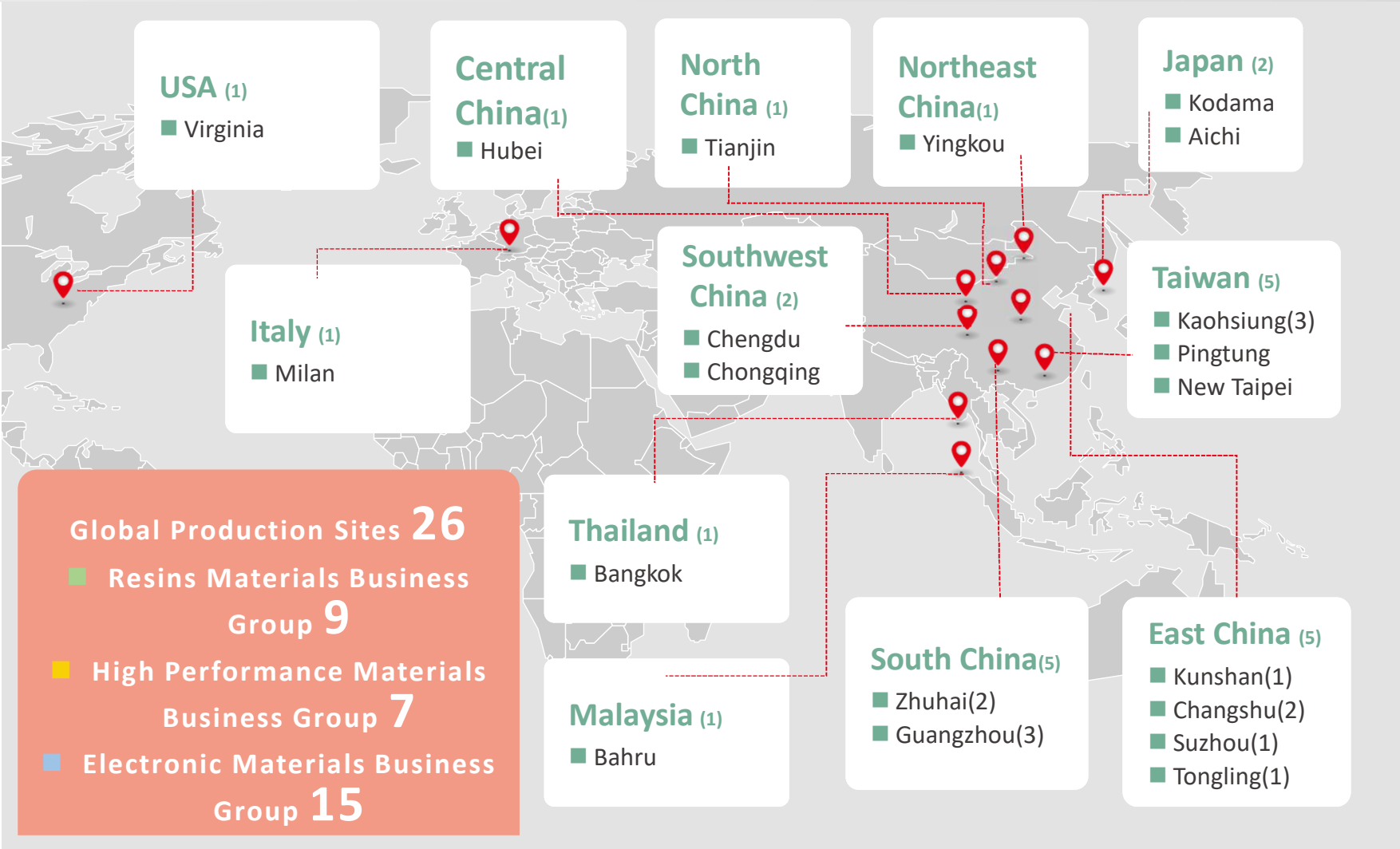
R&D expenditures

For sales revenue
4%

Development Milestones

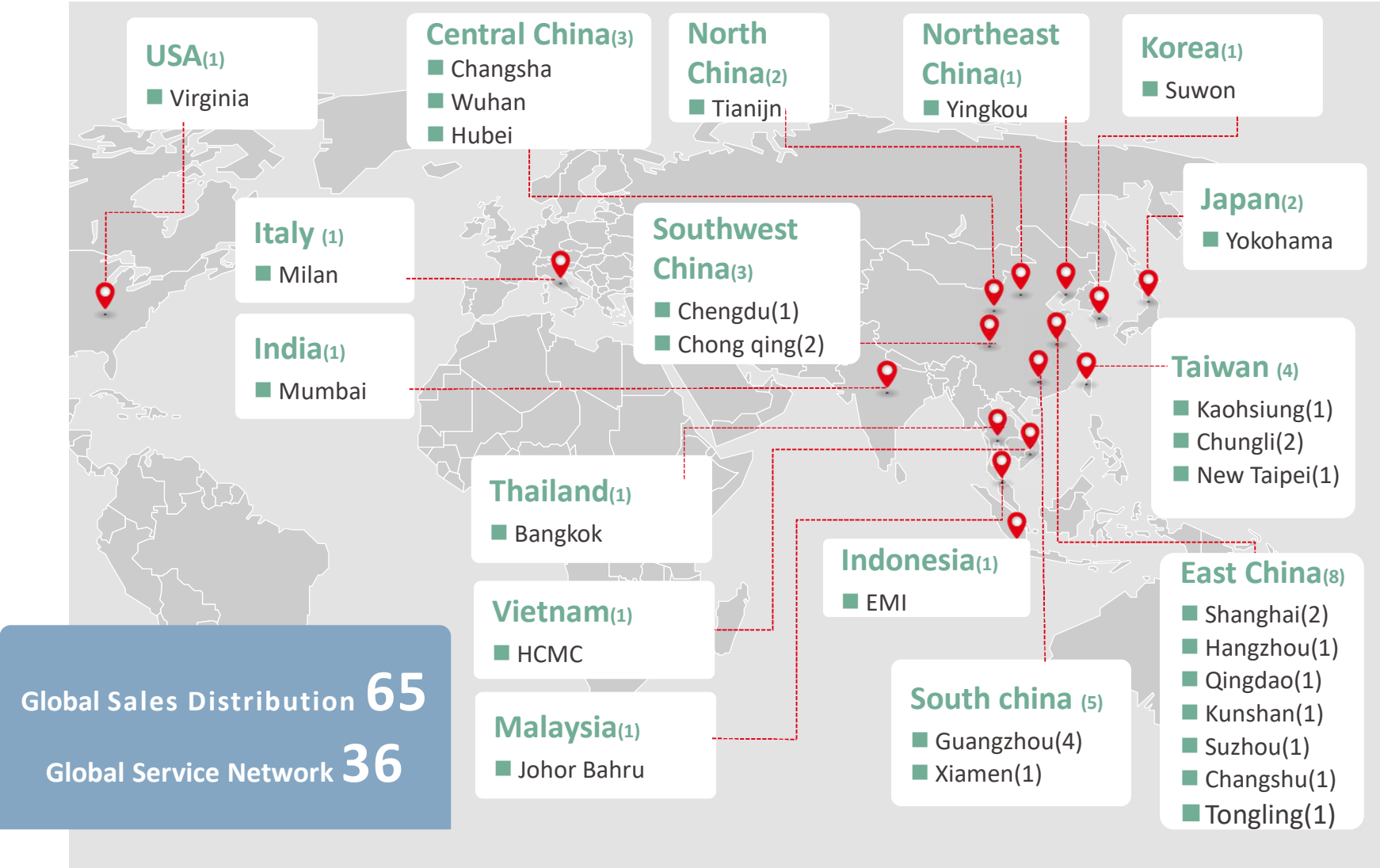


Global Production Sites





Global Service Network





2024 Product Lines Sales Ratio

Resins Materials 47.71%

- Alkyd Resin 、Solvent-Based Acrylic Coating Resin
- Water-Based Acrylic Coating Resin
- Acrylic Resin For Adhesives and Overprinting
- Polyester Polyol Resin 、Fluorocarbon Resin
- Polyurethane Resin 、Saturated Polyester Resin
- Amino Resin 、Optoelectronic Materials 、Wind power materials
- Other Coatings Resin
- Conductive polymer
- Unsaturated Polyester Resin
- Vinyl Ester Resin 、Fire Retardant Resin
- Epoxy System 、Structural Adhesive
- Polyester for Polyurethane Foam

Others 0.45%

- Enzyme
- antibody for IVD
- Liquid molding compound
- Thermoplastic composite materials
- Hydrophilic film for strip
- Si/C for LIB materials
- Blood glucose test strip material
- High Frequency Materials in 5G

Electronic Materials 25.53%

- Dry Film Photoresist
- Dry Film Solder Mask
- UV INK
- Dry Film Photosensitive Polyimide
- Liquid Polyimide Material
- Vacuum Laminator
- Toll Coating Service
- Paper Phenolic Copper Clad Laminate
- Composite Epoxy Copper Clad Laminate

High Performance Materials 26.31%

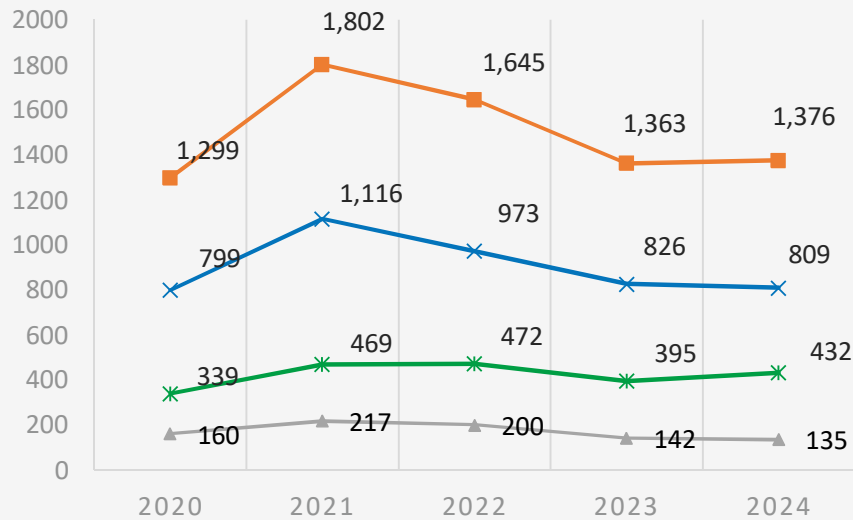
- UV Monomers
- UV Oligomers
- Special Coatings
- Pressure Sensitive Adhesive / Adhesives
- Silicone Materials
- UV Curable Molding Material

Consolidated Revenue
USD\$ 1,376 million

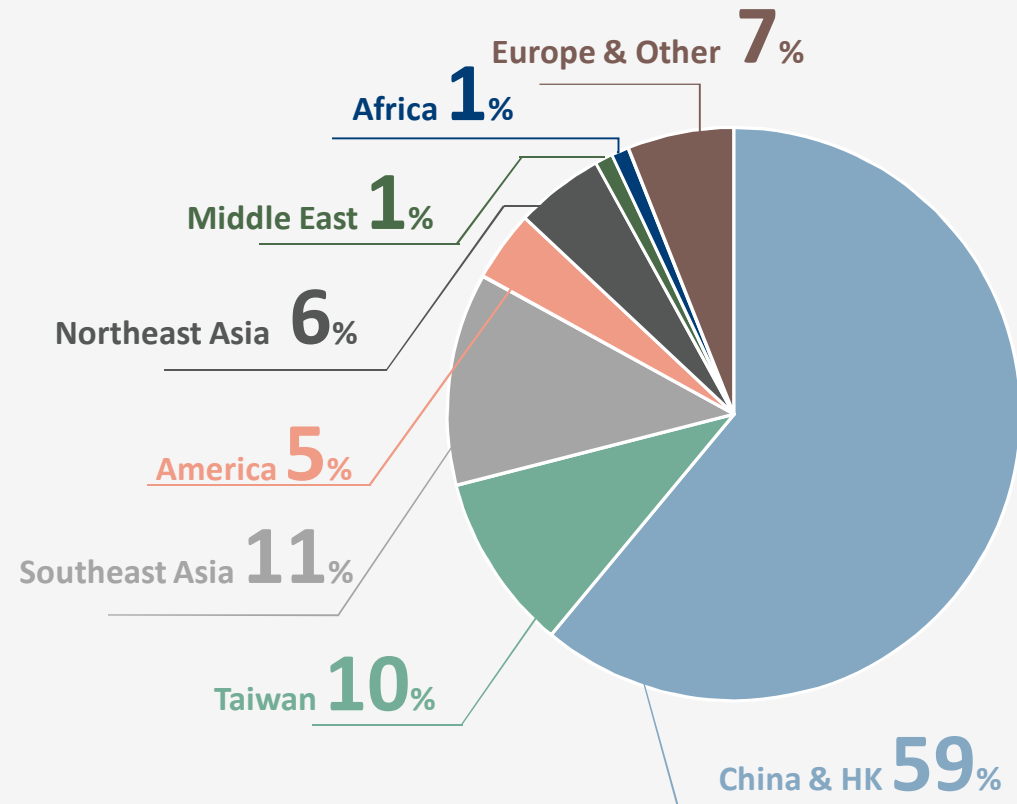
Annual Sales Distribution (In the recent 5 years), 2024 Regional Markets Sales Ratio



Unit : USD million



Group China Other Taiwan





3Q25 Financial results



Financial Information-Balance Sheets & Key Indices



	2025Q3		2024		2023		Unit : TWD Millions
	Amount	%	Amount	%	Amount	%	
Cash and cash equivalents and current financial assets	7,194	<u>12</u>	8,370	<u>13</u>	7,624	<u>13</u>	
Accounts receivable	13,977	<u>24</u>	15,447	<u>25</u>	15,213	<u>26</u>	
Inventories	8,193	<u>14</u>	8,533	<u>14</u>	8,479	<u>14</u>	
Financial assets	3,608	<u>6</u>	3,797	<u>6</u>	3,516	<u>6</u>	
Property, plant and equipment	20,701	<u>35</u>	20,836	<u>33</u>	18,323	<u>31</u>	
Total Assets	58,888	<u>100</u>	62,419	<u>100</u>	58,538	<u>100</u>	
Short-term borrowings	3,353	<u>6</u>	5,698	<u>9</u>	5,557	<u>9</u>	
Current portion of long-term borrowings	4,114	<u>7</u>	2,605	<u>4</u>	3,741	<u>6</u>	
Long-term borrowings	12,800	<u>22</u>	12,257	<u>20</u>	11,858	<u>20</u>	
Total Liabilities	32,053	<u>54</u>	33,429	<u>54</u>	33,322	<u>57</u>	
Total Equity	26,836	<u>46</u>	28,991	<u>46</u>	25,216	<u>43</u>	
Key Financial Ratios							
Average cash collection days		134		129		141	
Average days required for sale		96		89		99	
Current ratio (%)		185		186		182	

Financial Information-Statements of Comprehensive Income



	2025Q3		2024		2023		Unit : TWD Millions
	Amount	%	Amount	%	Amount	%	
Operating Revenue	30,562	100	44,191	100	42,452	100	
Gross profit	6,213	20	8,824	20	8,147	19	
Operating expenses	(4,920)	(16)	(6,655)	(15)	(6,232)	(15)	
Operating Income	1,293	4	2,170	5	1,915	5	
Non-operating income and expenses	528	2	574	1	268	1	
Net profit attributable to owners of the company	1,277		1,835		1,504		
Key Financial Ratios							
Net profit margin (%)	4		4		4		
EPS	1.09		1.56		1.28		
ROE (%)	6		7		6		

Financial Information-Cash Flow Statements



	2025Q3	2024	2023	Unit : TWD Millions
	Amount	Amount	Amount	
Cash and cash equivalents at the beginning of the year	7,103	6,382	5,451	
Cash flows from operating activities	3,039	4,612	6,514	
Acquisition of property, plant and equipment	(2,313)	(3,587)	(3,149)	
Increase (decrease) in borrowings	22	2,101	(1,107)	
Dividends paid	(1,414)	(943)	(1,414)	
Other items	(399)	(1,676)	250	
Effects of exchange rate changes on cash and cash equivalents	(333)	214	(163)	
Cash and cash equivalents at the end of the period	5,705	7,103	6,382	
Free cash flow	726	1,025	3,365	

Note: Free cash flow=

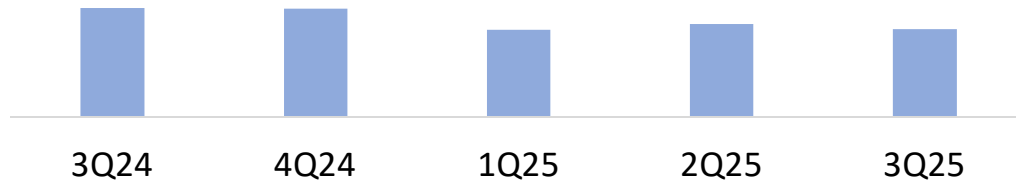
Cash flows from operating activities - Acquisition of property, plant and equipment

Sales Revenues & Gross Profits



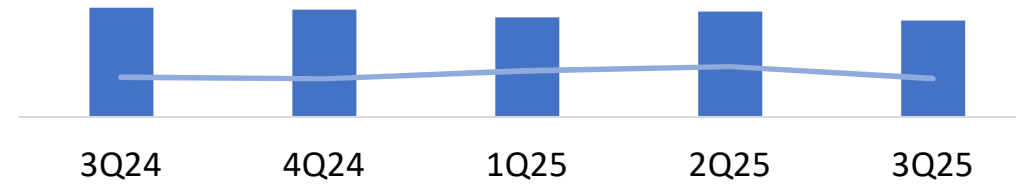
Unit : TWD Millions

Sales
營收



	3Q24	4Q24	1Q25	2Q25	3Q25
■ Sales	11,334	11,267	10,061	10,405	10,096

GP
毛利



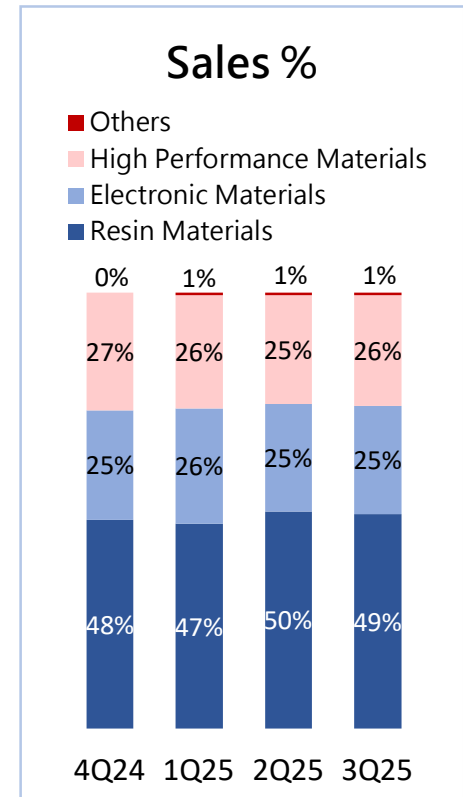
	3Q24	4Q24	1Q25	2Q25	3Q25
■ GP	2,246	2,216	2,054	2,168	1,991
— GPM	19.8%	19.7%	20.4%	20.8%	19.7%

	3Q25	y/y	q/q
Sales		-10.9%	-3.0%
Gross Profits		-11.4%	-8.2%

Performance by Segment



TWD Millions	3Q Sales		3Q Operating Profits			
	y/y	q/q	y/y	q/q		
Resin Materials	4,979	-7%	-4.1%	160	+91%	-22%
Electronic Materials	2,492	-11%	-3.0%	159	-16%	-44%
High Performance Materials	2,574	-17%	-0.4%	225	-48%	-14%





Recap of Recent Major Events





Recap of Recent Major Events

- Eternal Materials Board of has resolved to set the record date for the cancellation and capital reduction of treasury shares. (2025/08/08)
- Eternal Precision Mechanics, a subsidiary of Eternal Materials, obtained Taiwan Stock Exchange approval on Sep. 16, 2025, for its planned IPO, scheduled for early next year after completing pre-IPO procedures and a capital increase.



Q & A





長興材料

ETERNAL MATERIALS



Elements of Infinite Possibilities

